

HƯỚNG DẪN NHẬN TIỀN KIỀU HỎI WESTERN UNION TRÊN F@ST I-BANK

Step 1: Log on F@st i-bank

TECHCOMBANK

English | Tiếng Việt

LOGIN

ASA3389

Caps Lock is on

Not a customer yet?
F@st i-Bank Register

HELP CENTER

Hotline: 1800 588 822

- User guide
- Demos and tutorials
- Protect yourself online
- Q&A
- Demo

IMPORTANT TIPS / ANNOUNCEMENTS

EXCITING SUMMER WITH TECHCOMBANK

From: 20.04.2016 to 18.07.2016

FIND OUT MORE

TECHCOMBANK has established "Reset password online" feature for customers.

Since 3rd Sep 2015, Techcombank has established new feature which is call "Reset Password online" for Ebanking. Customers who are using Internet Banking & Mobile Banking of Techcombank, forget their password only have to use "Reset password online" feature on homepage of F@st i-Bank and follow the process as instruction to receive new password.

Requirement: Only applied with customers who register their secret questions on menu "Manage your password" on F@st iBank

Updating procedure of inputting password when login F@st iBank and accuracy the transaction / F@st iBank service registration

In order to improve the safeness of automatic registration and new service registration on F@st i.Bank

Step 2: Choose tab "Transfer"

Home Accounts **Transfers** Payments Loans Cards Savings Invest

Welcome ! Last login: 2016/06/21 03:24:33 PM Logout

MENU

- Own account transfer
- Internal transfer
- External transfer
- Securities account transfer
- Funds Transfer 24/7
- Cardless transfer
- Multiple transfers
- Scheduled transfers
- Western Union ®
- Manage beneficiaries

LOCAL BENEFICIARIES

Local Beneficiary	Account Number	Active
TRINH HAI NGOC		Yes
DOAN THI HIEP LE		Yes
KUMAR VISHAL		Yes
DANG THI THU TRANG		Yes
VND-TGTT-DANG THAI TRUNG		Yes
VND-TGTT-LE THI THUY LINH		Yes
VND-TGTT-DAO THI HUONG TH AM		Yes
VND-TGTT-TA THI THU HANG		Yes
VND-TGTT-LE THI THU HA		Yes

ACCOUNT BALANCE

HELP CENTER

- Help
- Branches & ATM locations
- Demos & tutorials
- View Foreign exchange rates
- Protect yourself online

DO YOU NEED TO

- Make external transfer
- Transfer to card number
- Make phone bill payment
- Pay credit card bill

Create new

Step 3: On “Menu” → Choose

WU Western Union®

The screenshot shows the Western Union web interface. At the top, there is a navigation bar with tabs: Home, Accounts, Transfers, Payments, Loans, Cards, Savings, and Invest. Below the navigation bar, there is a welcome message and a 'Logout' button. The main content area is divided into three sections: 'MENU', 'LOCAL BENEFICIARIES', and 'HELP CENTER'. The 'MENU' section lists various transfer options, with 'WU Western Union®' highlighted by a red circle. The 'LOCAL BENEFICIARIES' section displays a table of beneficiaries with columns for 'Local Beneficiary', 'Account Number', and 'Active'. The 'HELP CENTER' section provides links to 'Help', 'Branches & ATM locations', 'Demos & tutorials', 'View Foreign exchange rates', and 'Protect yourself online'. There is also a 'DO YOU NEED TO' section with options like 'Make external transfer', 'Transfer to card number', 'Make phone bill payment', and 'Pay credit card bill'. A 'Create new' button is located at the bottom right of the 'LOCAL BENEFICIARIES' section.


Local Beneficiary	Account Number	Active
TRINH HAI NGOC		Yes
DOAN THI HIEP LE		Yes
KUMAR VISHAL		Yes
DANG THI THU TRANG		Yes
VND-TGTT-DANG THAI TRUNG		Yes
VND-TGTT-LE THI THUY LINH		Yes
VND-TGTT-DAO THI HUONG TH AM		Yes
VND-TGTT-TA THI THU HANG		Yes
VND-TGTT-LE THI THU HA		Yes

Step 4: Customer read “Term and Conditions” and “Click” to continue.

I agree with conditions above

The screenshot shows the Western Union Money Transfer Terms and Conditions page. At the top, there is a logo for 'WESTERN UNION' and the text 'MONEY TRANSFERSM RECEIVE MONEY'. Below the logo, there is a heading: 'WESTERN UNION® MONEY TRANSFERSM SERVICE ("SERVICE") IS PROVIDED ON THE FOLLOWING TERMS AND CONDITIONS'. The main content area contains the following text: 'Western Union® Money TransferSM transactions can be sent and picked up at most Western Union® Agent ("Agent") locations worldwide. Customers may call the number listed below for the address and hours of nearby locations. Some locations are open 24 hours. Subject to legal or regulatory requirements, funds will be available for collection by the receiver within three business days. Money transfers can be available within minutes for pick up by the receiver, subject to the opening hours of the receiving Agent location. The sender may choose delayed options where available, for example Next Day/2 Day money transfer services are available upon request to limited countries. The money sent using the Next Day/2 Day money transfer service will be available for collection within 24 and 48 hours respectively. Delays and other restrictions apply in certain'. At the bottom, there is a red button that says 'I agree with terms and conditions'.

Step 5: Customer filling information

**MONEY TRANSFERSM RECEIVE MONEY**

Step 1: Search

SEARCH TRANSACTION

My Money Transfer Details


Receiver's Full Name*

First Name

Middle Name


Last Name

Money Transfer Control No. (MTCN)*

Receiving Currency* 

Amount Expected*

My Sender's Information

Originating Country* 

Sender's Name

First Name

Middle Name

Last Name

Note: You must have account which is appropriate for currency to receive money


Lưu ý:

- Customer could receive by VNĐ or USD
- At **Receiver's Full Name***: fill all info as required
- At **Money Transfer Control No. (MTCN)***: fill number of transaction which money sender provided
- At **Receiving Currency**: choose currency which customer wants to receive
- At **My sender's information**: fill info about originating country and sender's name

Customer clicks  to finish "Filling"

Step 6: Authenticate by username, password and Token numbers/SMS OTP to complete transaction , or clicks at to cancel transaction.

AUTHENTICATION



Username:

Password:

Token numbers/SMS OTP:

Please input password and token numbers/SMS OTP

Confirm **Cancel**

This is only valid for the next **1** minutes and **18** seconds.

----- **END** -----